




Calvert County

Opioid-Prevention-Overdose Report

Calvert County Sheriff's Office

30 Church Street, Prince Frederick MD 20678



APRIL 15, 2020

VOLUME 14, Issue 14

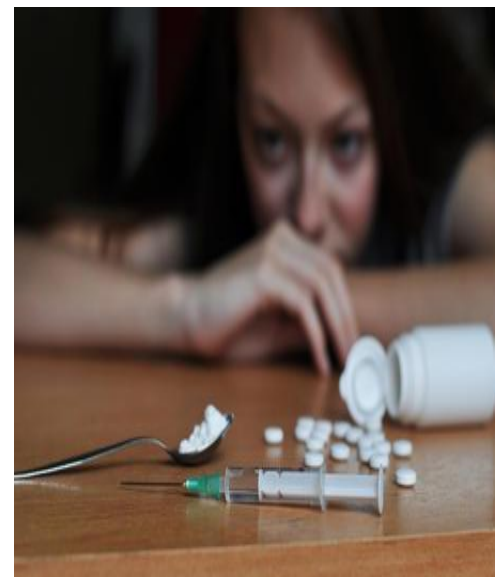
Inside the Report

Prepared by the Calvert County Sheriff's Office
Drug Intelligence Program Coordinator
Joseph Windsor

The Opioid Crisis is an evolving drug epidemic that affects the health of individuals and the safety of our communities in Calvert County. To respond effectively to this challenge, Law Enforcement, public safety, public health, and behavior health need access to timely and accurate information. These stakeholders have important roles and their effective use of real-time data, to include fatal and nonfatal overdoses, can save lives and allow for tailored responses. This data can be used to identify trends in the community for rapid response efforts by public safety partnerships, public health, behavior health and prevention efforts.

Inside This Issue

Inside the Report 1
Overdose Location &
Victim Statistics 2-3
Non-Fatal & Fatal Overdose
Statistics 4
State Overdose Statistics 5
Drug Trends & Packaging
Information 5
Overdose MAP 6
DEA-HIDTA W/B News Bulletins 7



Overdose

Location Statistics 2020



Location	Nonfatal	Fatal
Chesapeake Beach	3	1
North Beach		
Owings		
Sunderland		
Dunkirk	2	
Huntingtown	4	1
Prince Frederick	3	
Port Republic		
Broomes Island		
St Leonard	2	1
Lusby	2	1
Solomons	1	



Drug Overdoses

(Opioid Overdoses)

Over-prescribing of opioids and distribution of illegal drugs (*Heroin, Fentanyl*) has contributed to rising rates of opioid addiction and overdoses. In coordination with Law Enforcement Agencies and Health Care Providers, Sheriff Mike Evans is working to reduce the number of Drug Overdose Incidents in Calvert County while supporting treatment efforts to victims and family

Opioid Victim Information: In helping those, struggling with addiction, there has been an increase in outpatient treatment. The Calvert County Sheriff's Office SOLID Program continues to work with Health Officials to provide needed support for families and victims. We also now have a New Resource available within our County with the Calvert County Behavior Health Recovery Rapid Response Unit. Detention Center and its programs Improving Reentry for Adults with Co-occurring Substance Abuse and Mental Illness.

ETHNICITY	TOTAL
Caucasians	17
African American	4
Asian	
Alaskan/Indian	
SEX	
Male	12
Female	9
Overdose Totals	21
Non-Fatal Overdoses	17
Fatal Overdoses	4

In Calvert County, the average age of an Overdose victim is 36 years of age



Non-Fatal & Fatal Overdose Statistics

Overdose Drug Information	Non-Fatal	Fatal
Opioid-Heroin-Fentanyl	15	3
Cocaine		
Prescribed Medication (Not an Opioid)		1
Synthetic Marijuana/Other Synthetic Drugs		
Over the Counter Medication not Prescribed	1	
PCP	1	
Unknown Substance		

Non-Fatal & Fatal Overdose Statistics

The Calvert County Sheriff's Office Drug Intelligence Program Coordinator captures overdose incidents handled by the Agencies of the Calvert County Sheriff's Office and Maryland State Police (Prince Frederick Barracks). All information recorded and documented is subject to change as a result of further Investigations or the result of a Medical Examiners Final Report. Such changes will be reflected above and throughout this report.

State of Maryland Overdose Statistics

Tri-County Overdose Statistics (Calvert-Charles-St Mary's)

County	Non-Fatal Overdose Incidents	Number of Fatal Incidents	Total for the Year 2020
Calvert	17	4	21
Charles	12	3	12
St Mary's	44	3	47

State of Maryland Non-Fatal Naloxone Deployments Totals 2020	2425
State of Fatal Naloxone Deployments Totals 2020	84

The following Information below reflects the County or City below current Overdose Numbers in 2020. Information used for this data was obtained through statistics captured through HIDTA OD MAPPING software. **NO NEW DATA THIS WEEK**

Anne Arundel: Total Overdoses 223/40 Fatal

Baltimore County: Total Overdoses 327/73 Fatal

Baltimore City: Total Overdoses 176/36 Fatal

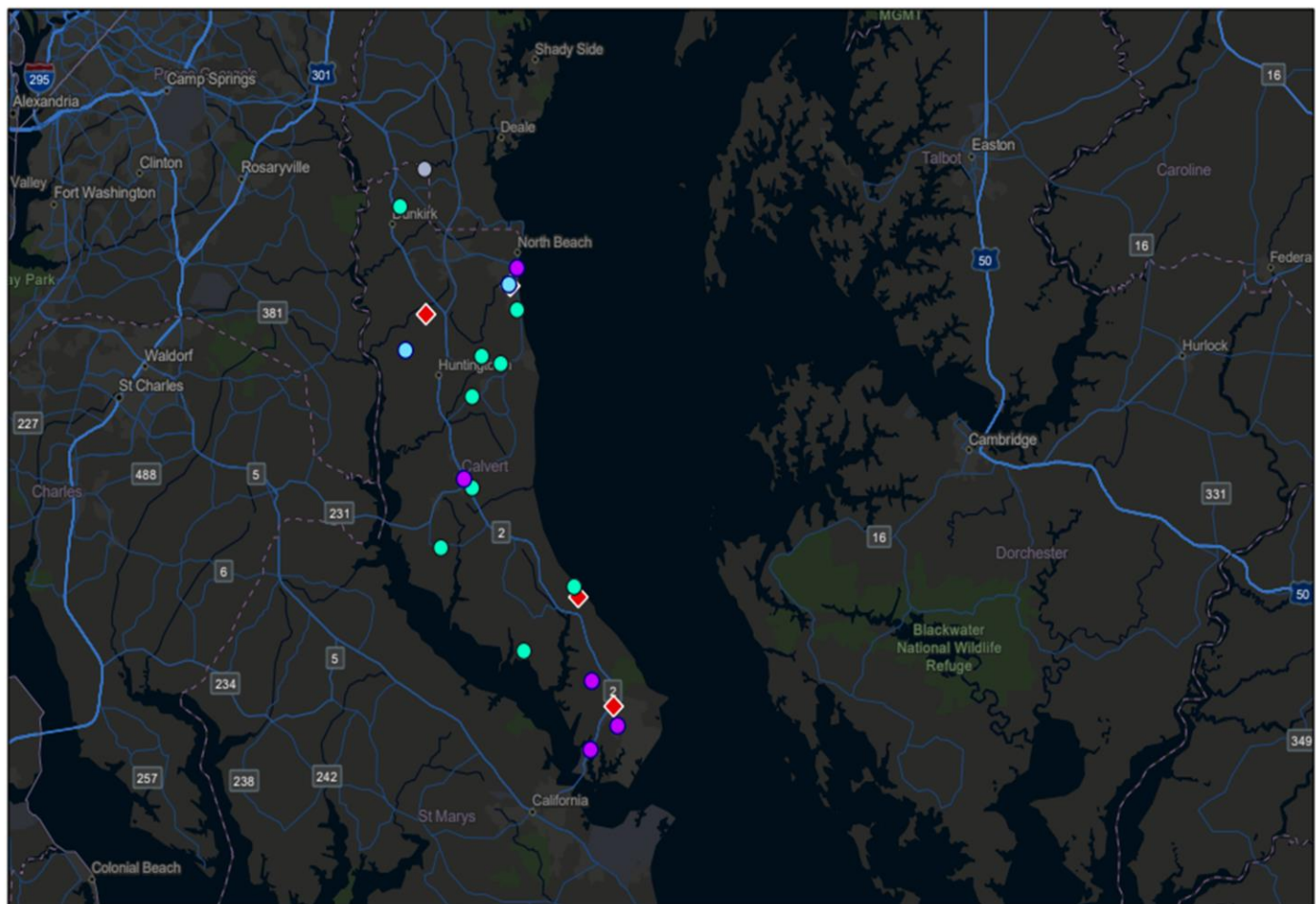
Prince George's Co:
Total Overdose 134/ 5 Fatal

Information above can change weekly by the Agency, as more information becomes available and found not to be an overdose incident.

Overdose MAP

Calvert County

ODMAP



4/9/2020, 8:18:54 AM

Suspected Overdoses

- ◆ Fatal: No Naloxone
- ◆ Fatal: Naloxone Unknown

- Non-Fatal: No Naloxone
- Non-Fatal: Single Dose Naloxone
- Non-Fatal: Multiple Doses Naloxone
- Non-Fatal: Naloxone Unknown

1:577,791
0 3.75 7.5 15 mi
0 5 10 20 km

Sources: Esri, HERE, Garmin, FAO, NOAA, USGS, © OpenStreetMap contributors, and the GIS User Community

The OD MAP above reflects the 2020 Overdose Incidents in Calvert County

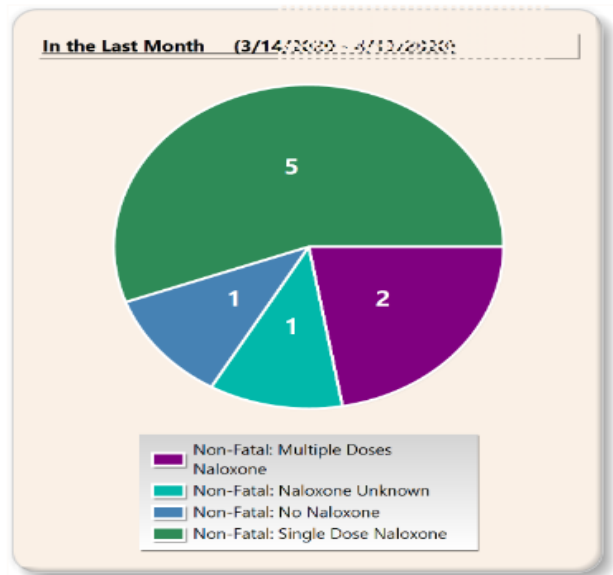
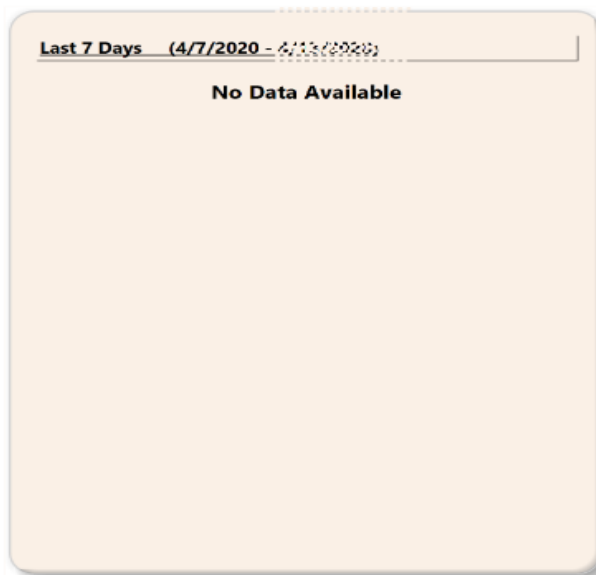
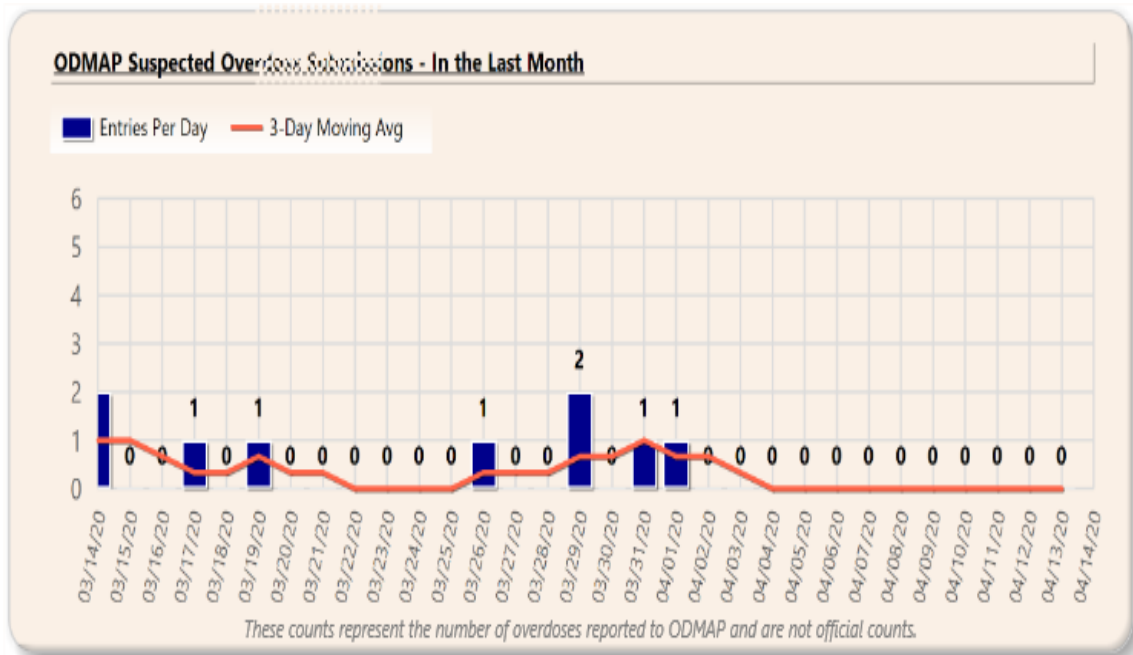
NO CHANGE IN INFORMATION THIS WEEK



DEA News – Drug Reports- W/B HIDTA Bulletins

PAGE 7

The following graph below was developed to show Overdose Data for the past month and 7 days. Some recent information recently added in this report will not reflect in the data below.

Calvert County Overdose Data:



7 Day Total	Daily Max (Last 7 Days)	Fatal	Non-Fatal	Naloxone Admins.
0	0	0	0	 

NEWS FROM AROUND THE STATE & REGION:

The following information below comes out of *New Jersey* involving recent drug reports/analysis. We will continue to monitor this trend of Fentanyl additives and report any additional findings in our area.

Xylazine remains a popular additive to Fentanyl and Heroin.

Fentanyl is pairing up with Sorbitol in at least three seizures. Sorbitol is a laxative and is habit forming. You can find more information on Sorbitol here: <https://www.drugs.com/mtm/sorbitol.html>

	
Sorbitol / 1 Ounce Bottle / 99+% Pure Usf Food Grade / ... \$6.99	Sorbitol / 3 Ounce Bottle / 99+% Pure Usf Food Grade / ... \$8.99